Release Information

Allocare AMS & Allocare WEB

Release 26.3

August 2026

Allocare AG
Kantonsstrasse
CH-6246 Altishofen
phone +41 62 748 65 65

info@allocare.com
www.allocare.com

Copyright and Comments

Copyright © 2026 by Allocare AG, Kantonsstrasse 3, CH-6246 Altishofen/Switzerland.
www.allocare.com
info@allocare.com
Information contained in this document was carefully written after thorough research and has been reviewed for correctness. Despite all efforts, mistakes can still occur. If one is encountered, we kindly request you to report to Allocare Support for rectification. In no event Allocare AG, or any employees of Allocare AG, shall be liable for any damages arising out of mistakes or misunderstandings contained in the information of this document.
The name Allocare and the Allocare logo are trademarks of Allocare AG, Altishofen. Other hardware and software product names referenced in this document are trademarks of the respective company.
This document or any part of it is not allowed to be distributed or reproduced in any form without the explicit consent of Allocare AG.

Introduction

This Release Information describes the most important new functionalities delivered by **Allocare AMS** & **Allocare WEB Release 26.3**. The delivery of the software releases is handled via support or project managers.

For additional information regarding the functionality, please contact your **Account Manager** or:

Support
Phone: +41 62 748 65 55
Mail: support@allocare.com

Sales
Phone: +41 62 748 65 65
Mail: sales@allocare.com

Contents

1. Allocare AMS General 4

1.1 Parallel Job Execution 4

2. Allocare AMS Portfolio 5

2.1 Total Return Swap - Transaction | Investment Object 5

2.2 Search by Identifier or Portfolio Name 6

2.3 New Methods: Value (TS) & Value (TS) % 7

2.4 Constraint Editor Enhancements 8

2.5 Transfer of Code Values 8

2.6 Diagnosis of Scheduled Tasks 9

2.7 Reporting 10

2.7.1 General 10

2.7.2 Standard Reports 13

2.7.3 Add-On-Reports 15

3. Allocare WEB 16

3.1 New Technology 16

3.2 Performance Improvements Analysis Tree and Dashboards 16

4. Modules & Interfaces 17

4.1 New FIX Order Interfaces: Bethmann|BCEE|KBC 17

4.2 VDF Feed: Investment Classifiers for MiFID II Target Markets 18

4.3 GDF Feed: GDF MAP2 - Multi Field Mapping 18

5. System Requirements 19

6. Installation Requirements 20

1. Allocare AMS General

1.1 Parallel Job Execution

The latest performance enhancements significantly improve the efficiency of background processing. Jobs for the same portfolios can now be executed in parallel, allowing multiple tasks to run simultaneously instead of sequentially. Combined with optimized calculations and print job processing, this delivers substantially faster execution times.

Tests conducted within the Allocare infrastructure demonstrated performance improvements of up to 2–3 × compared to previous processing methods, depending on the workload. In addition, enhanced performance telemetry provides deeper insight into system behavior, enabling administrators to identify bottlenecks more quickly and apply optimizations where they deliver the greatest benefit. The sequence and dependencies of jobs remain unchanged. To take full advantage of parallel processing, users may need to adjust their existing job configurations to save as much time as possible.

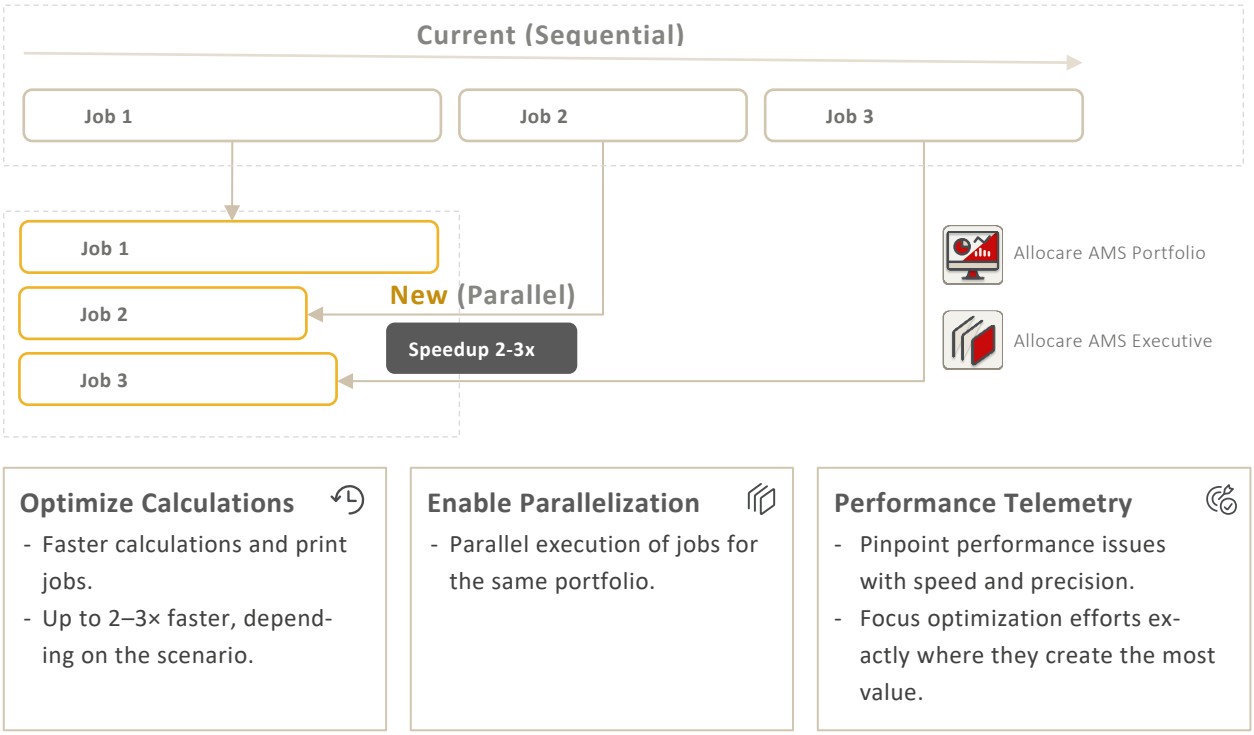

Figure 1: Performance Improvements

Note: **This functionality is licensed separately.**

2. Allocare AMS Portfolio

2.1 Total Return Swap - Transaction | Investment Object

Mid Office Transactions

PM Investment Object

For the specific requirements of **Total Return Swaps**, reset transactions have been added to the transaction types. They are entered using the price, and the G/L is calculated automatically. Furthermore, unlike the existing gain transaction, this G/L is realized.

The investment definitions for Total Return Swaps (TRS) have been expanded. Evaluation dates and resets can now be entered. When a reset transaction is entered on the evaluation date, the entry is automatically converted to a reset.

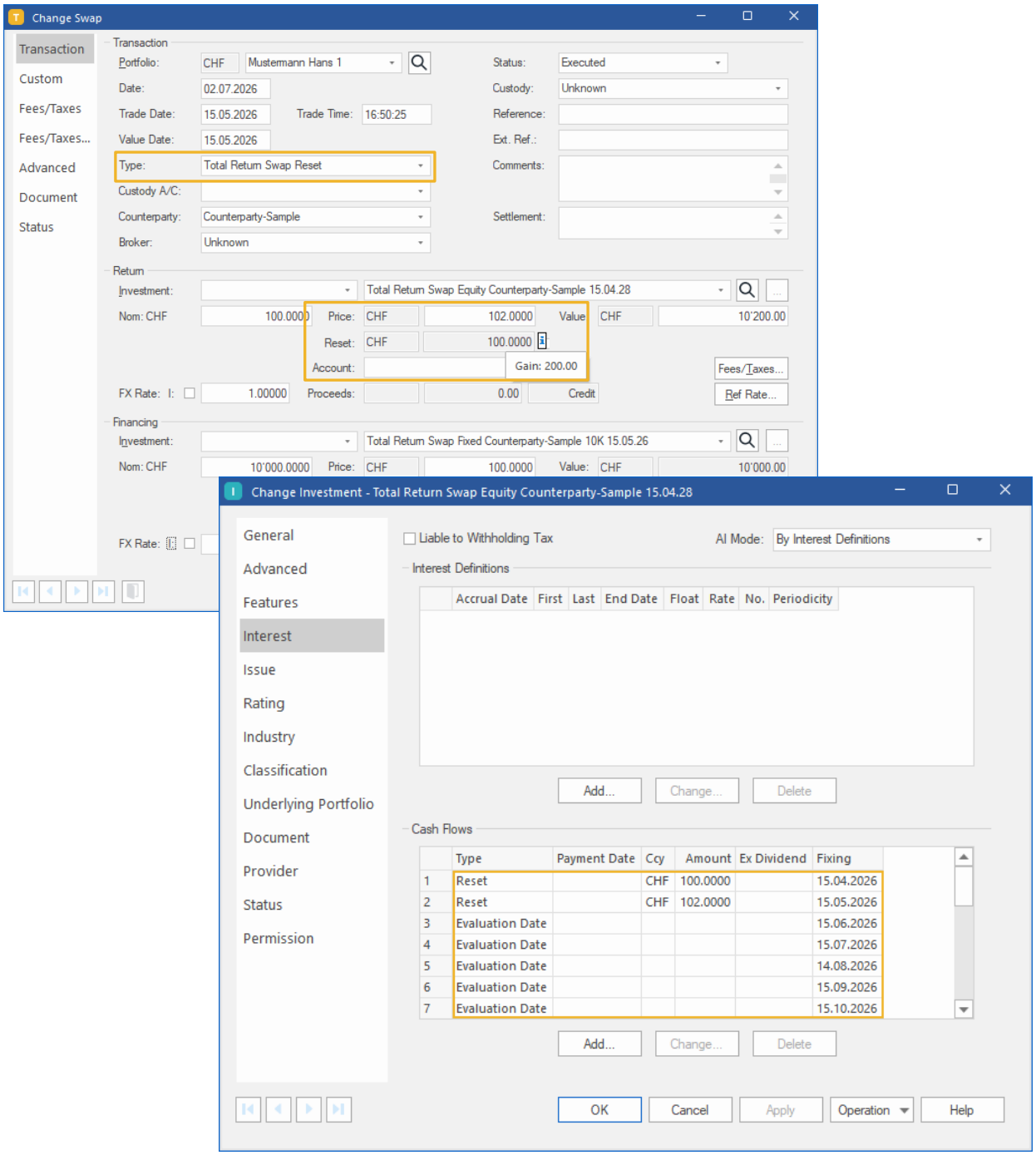

Figure 2: Total Return Swap Reset Enhancement

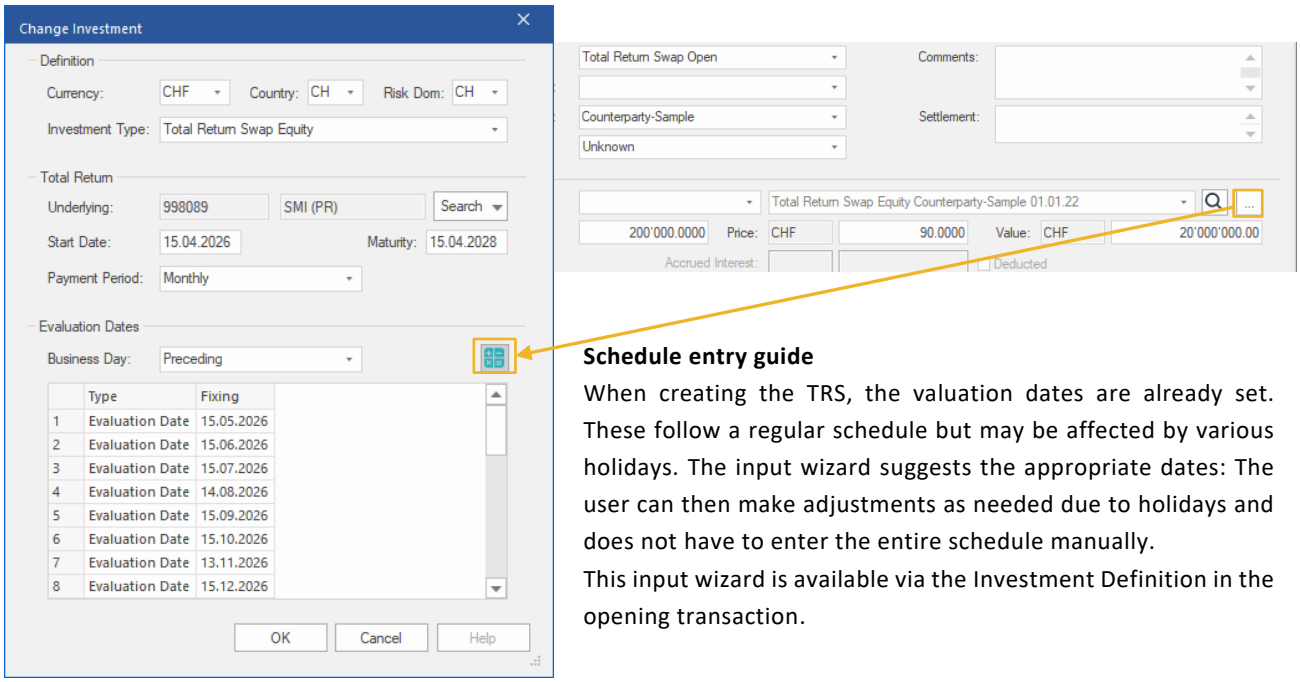

Schedule entry guide

When creating the TRS, the valuation dates are already set. These follow a regular schedule but may be affected by various holidays. The input wizard suggests the appropriate dates: The user can then make adjustments as needed due to holidays and does not have to enter the entire schedule manually.

This input wizard is available via the Investment Definition in the opening transaction.

Figure 3: Input Wizard

2.2 Search by Identifier or Portfolio Name

The search functionality has been enhanced to provide greater flexibility—especially for customers who do not maintain portfolio identifiers. With the updated **Search By Identifier** feature, users can now search not only by identifiers but also by **portfolio names**.

A new **<Name>** option allows users to enter multiple portfolio names. These can be provided as a list, separated by line breaks.

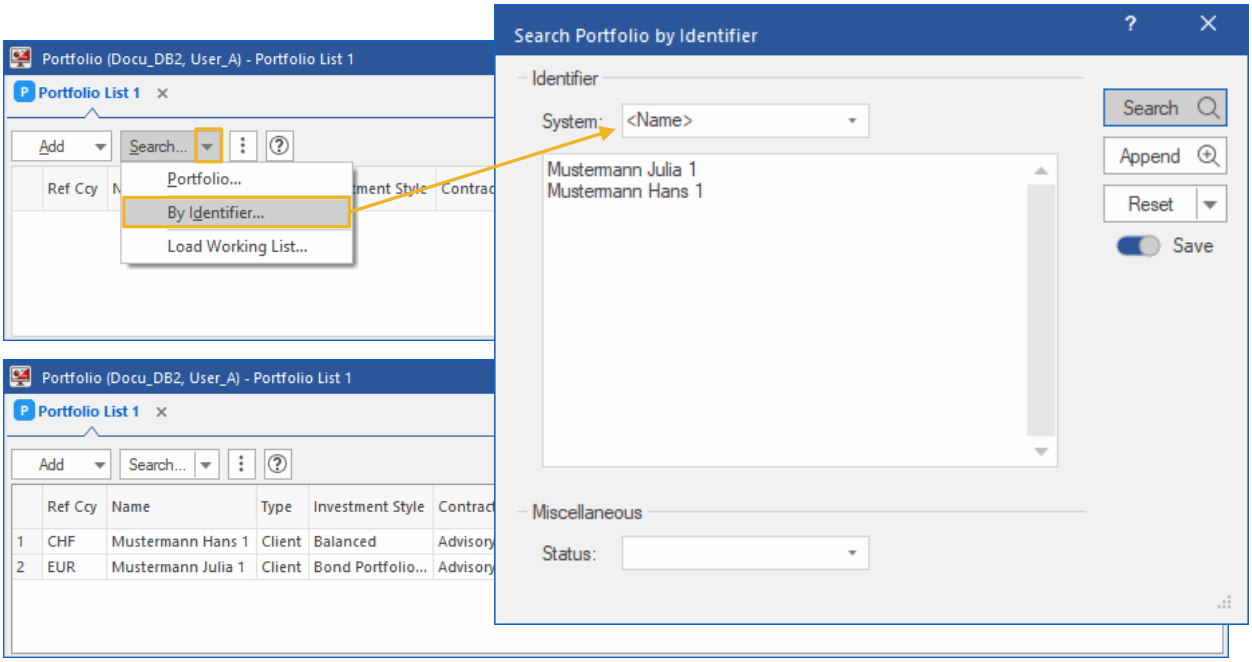

Figure 4: Search by Portfolio Names in Portfolio List

2.3 New Methods: Value (TS) & Value (TS) %

Data Code Values

Two new parametric methods, **Value (TS)** and **Value (TS) %**, extend portfolio analysis by allowing users to select a portfolio time series as the reference value directly within the method parameters.

Value (TS) displays the value of the corresponding portfolio time series at the selected As-of date in valuation currency, while **Value (TS) %** calculates each sub-portfolio's share relative to the selected portfolio time series. The methods also support aggregate portfolios, ensuring consistent analysis across different portfolio structures.

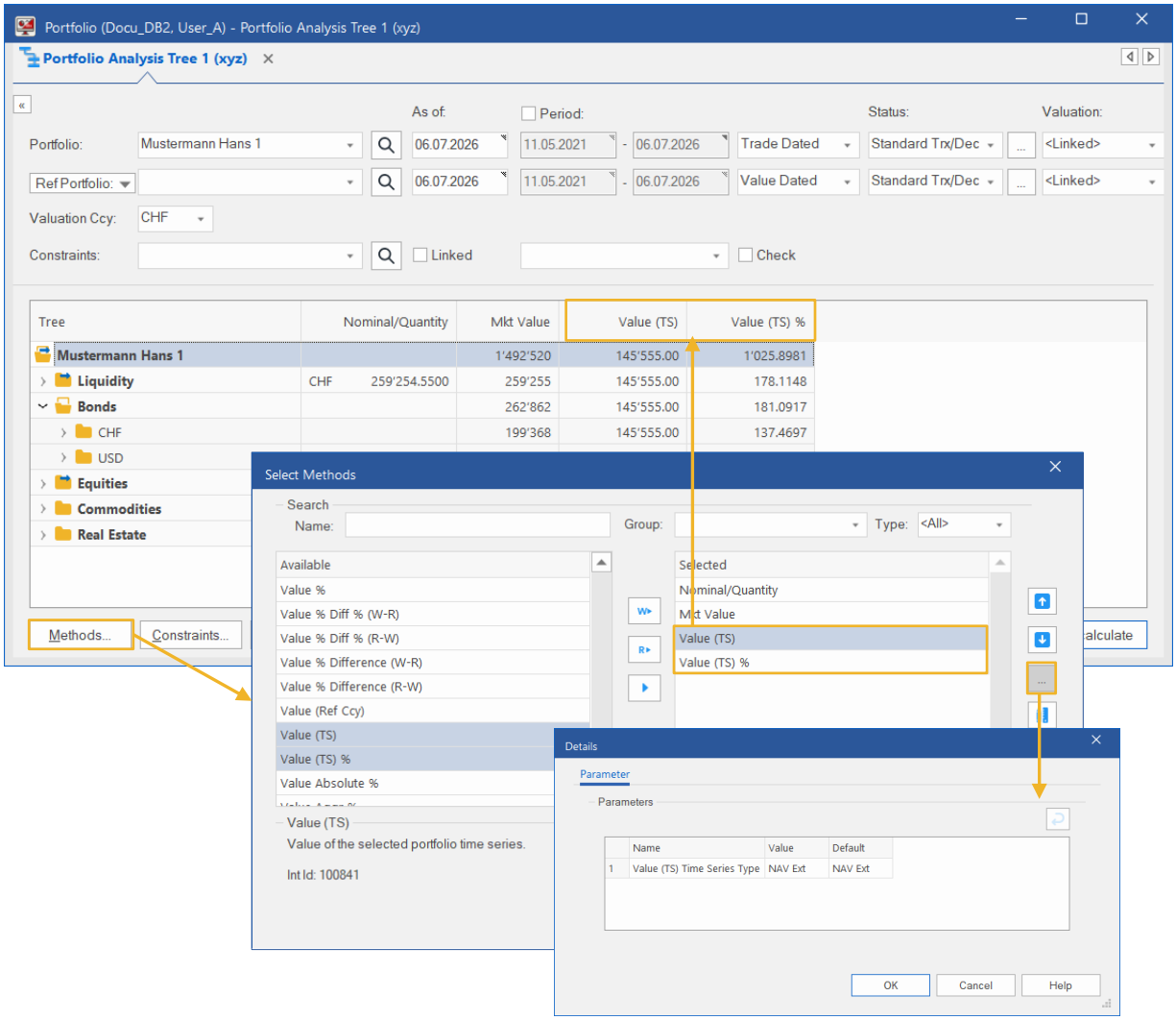

Figure 5: New Methods in Analysis Tree

2.4 Constraint Editor Enhancements

Compliance § Constraints

Adding documents to restrictions is now supported. In the Constraint editor, users can now add and save documents. This feature is not subject to the 4-eyes principle or version control.

Therefore, the new permission, **Modify Constraint Documents**, provides control over document editing processes which must be enabled in the **Allocare AMS Administration**.

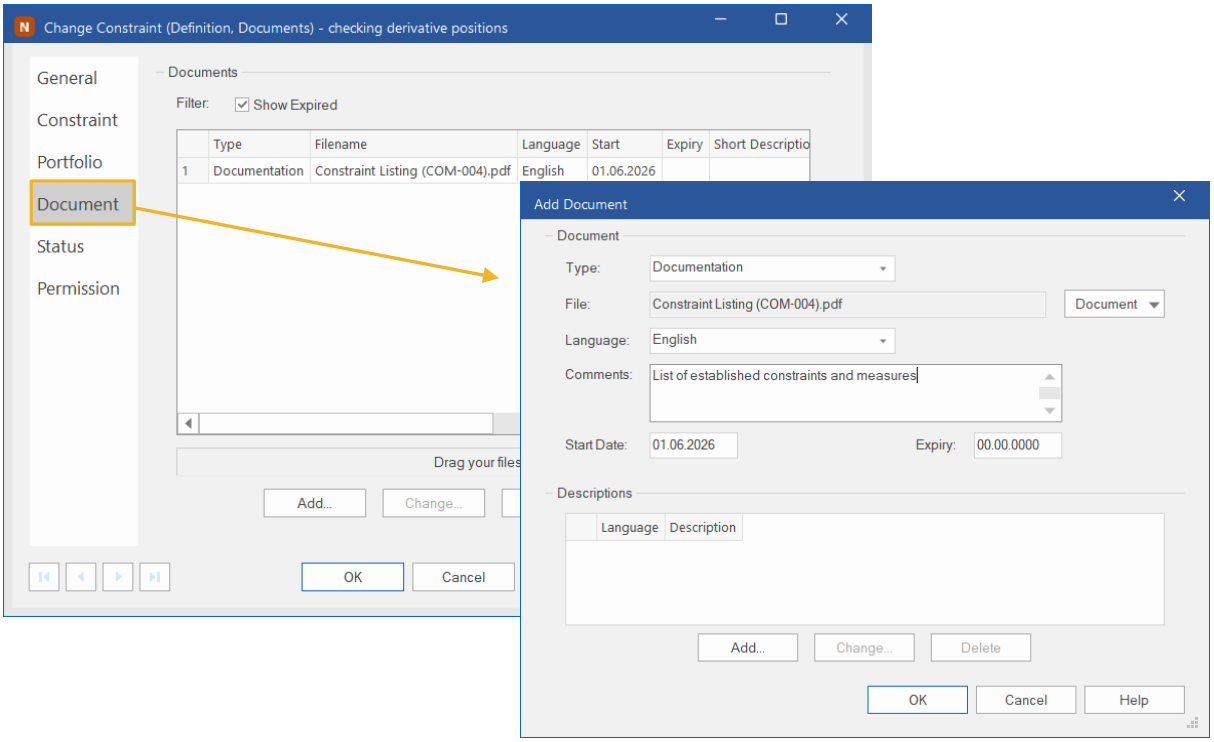

Figure 6: Adding Documents to Constraint Definition

2.5 Transfer of Code Values

Data Code Values

Transfer functionality has been extended to support the XML-based exchange of Identifier Systems, Countries, Currencies, Markets, and Return Policies, enabling more efficient and standardized data migration. In addition, the import and export capabilities now make it easier to transfer Code Values between different databases—for example, Code Values can be prepared in a development environment and then transferred to production.

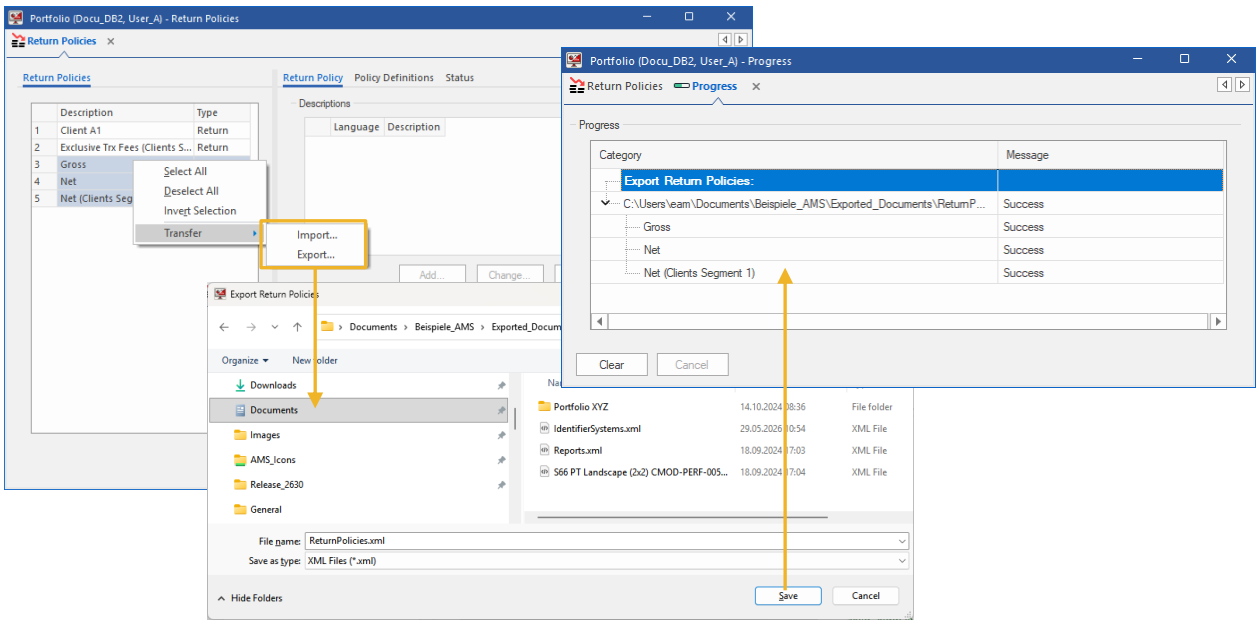

Figure 7: Transfer of Code Values

2.6 Diagnosis of Scheduled Tasks

Profile | Scheduled Task

The **Allocare AMS Event Profiler** has been integrated with **Scheduled Tasks**, enabling authorized users to configure trace options for selected AlcExec-based tasks directly from the **Job Editor**.

Trace options can be organized into reusable profiles, with standard profiles provided out of the box.

All trace data is stored securely in the Allocare **AMS Database** and is accessible only to authorized users.

This feature enables targeted analysis of the run-time behavior of individual scheduled tasks, making it easier to diagnose performance issues, optimize task execution, and improve overall system performance.

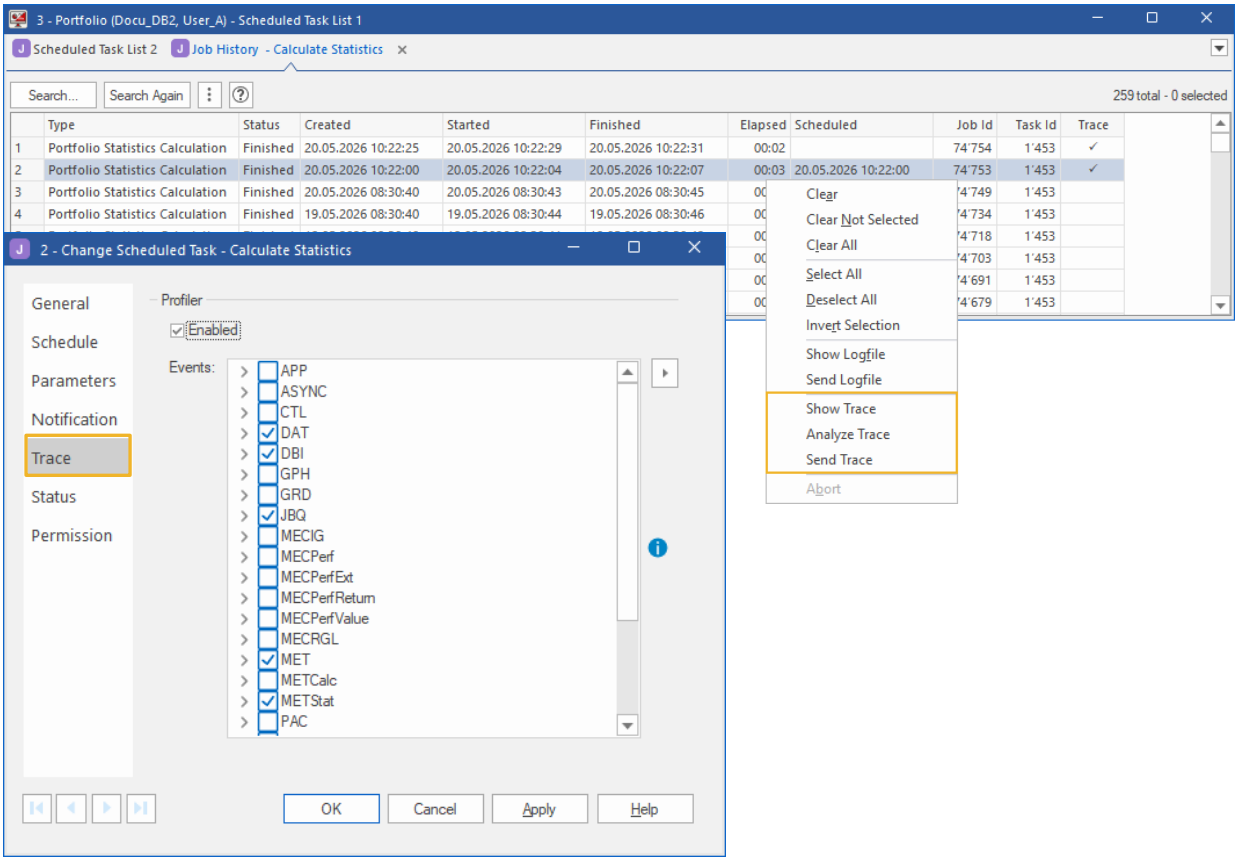

Figure 8: Scheduled Tasks Job History to Analyze Traced Tasks

2.7 Reporting

2.7.1 General

Reporting

New Report Generation Process

We introduce a significant improvement in our report generation process: **direct PDF file creation** without the need for a virtual printer (Postscript). This change reduces final PDF preparation time and sets the stage for future enhancements, including advanced accessibility features and interactive navigation with chapter links in the table of contents.

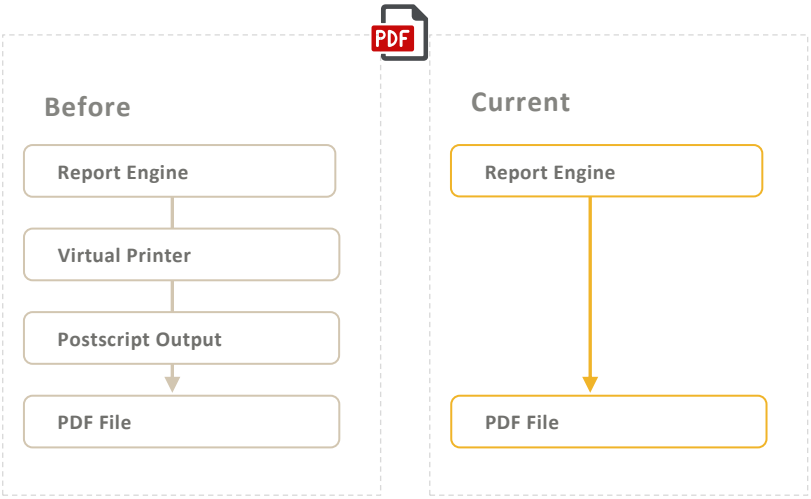

Paves the way for:

Accessibility Features
WCAG-compliant tagged PDFs for screen readers and assistive tech

Chapter Links in TOC
Clickable table of contents with deep-linked chapter navigation

More Enhancements
Advanced formatting, metadata embedding, and custom layout control

Figure 9: Process of Direct PDF

Consolidated Report Preview

Reporting | Report Explorer

Reporting users can now view and manage report previews in chronological order within the **Report Preview** tab. This feature provides a list of recently created reports, making it easier to monitor their progress and review completed results. The previews are listed, sorted chronologically by start date. During report generation, the system displays the current processing status and indicates which report module or page is being processed. Once finished, a confirmation or error message is provided. This update enhances your ability to efficiently manage and review multiple report previews.

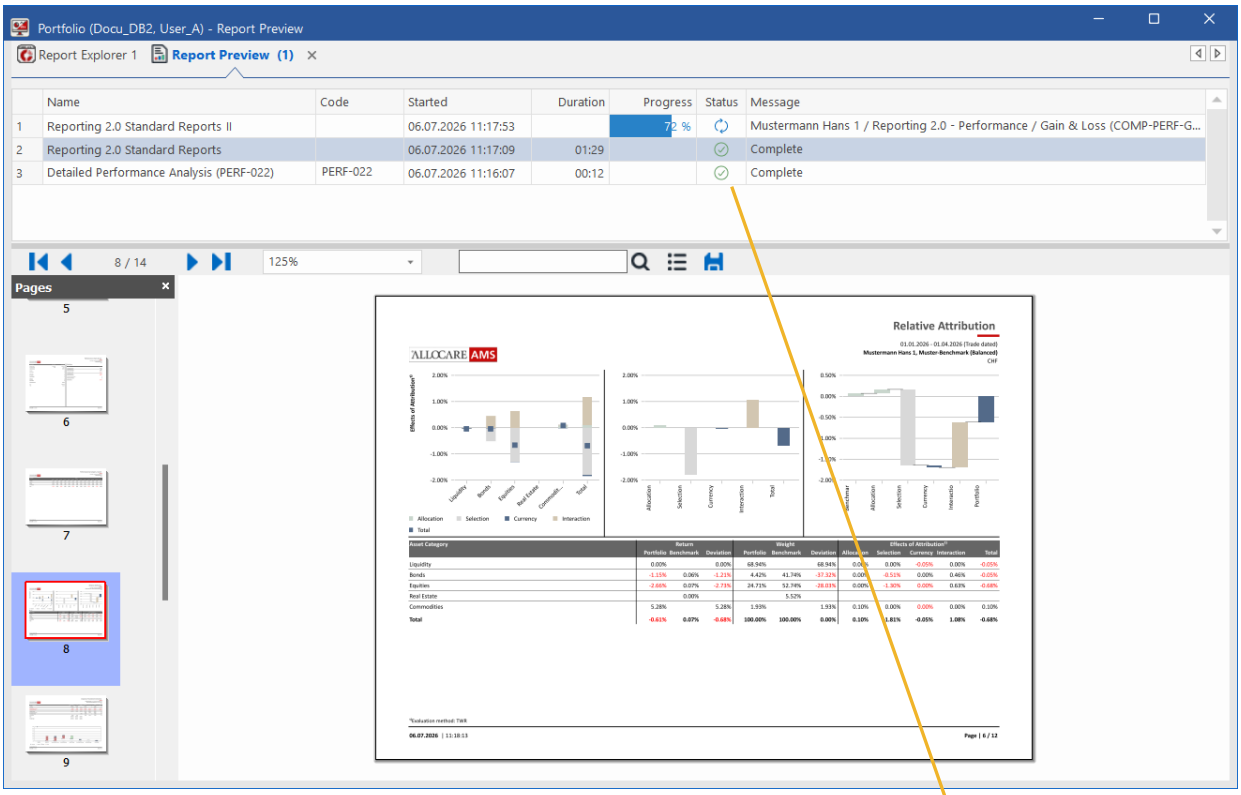

Figure 10: Report Preview Tab

- **Name:** Displays the name of the report or book.
- **Code:** Displays the code of the report or book.
- **Started**: Displays when each preview started.
- **Duration:** Indicates how long the generation process has taken.
- **Status**: Displays the current status – Waiting, Processing, Finished or an Error.
- **Message**: During report generation, the system tracks which module or page is being processed. Upon completion, it provides a message indicating whether the report was successfully generated or shows the error message.

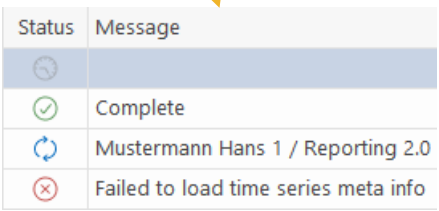

Add Exclude Filter Option

Reporting | Report Definition

A new Exclude option is available next to the subportfolio filter dropdown in standard reports and composition modules. Users can now define via check-box whether selected filter attributes should be included or excluded from the report output, providing more precise control over reporting results.

In the following report topics the option is implemented:

- Attribution
- Performance
- Risk
- Private Equity
- Real Estate
- MIFID

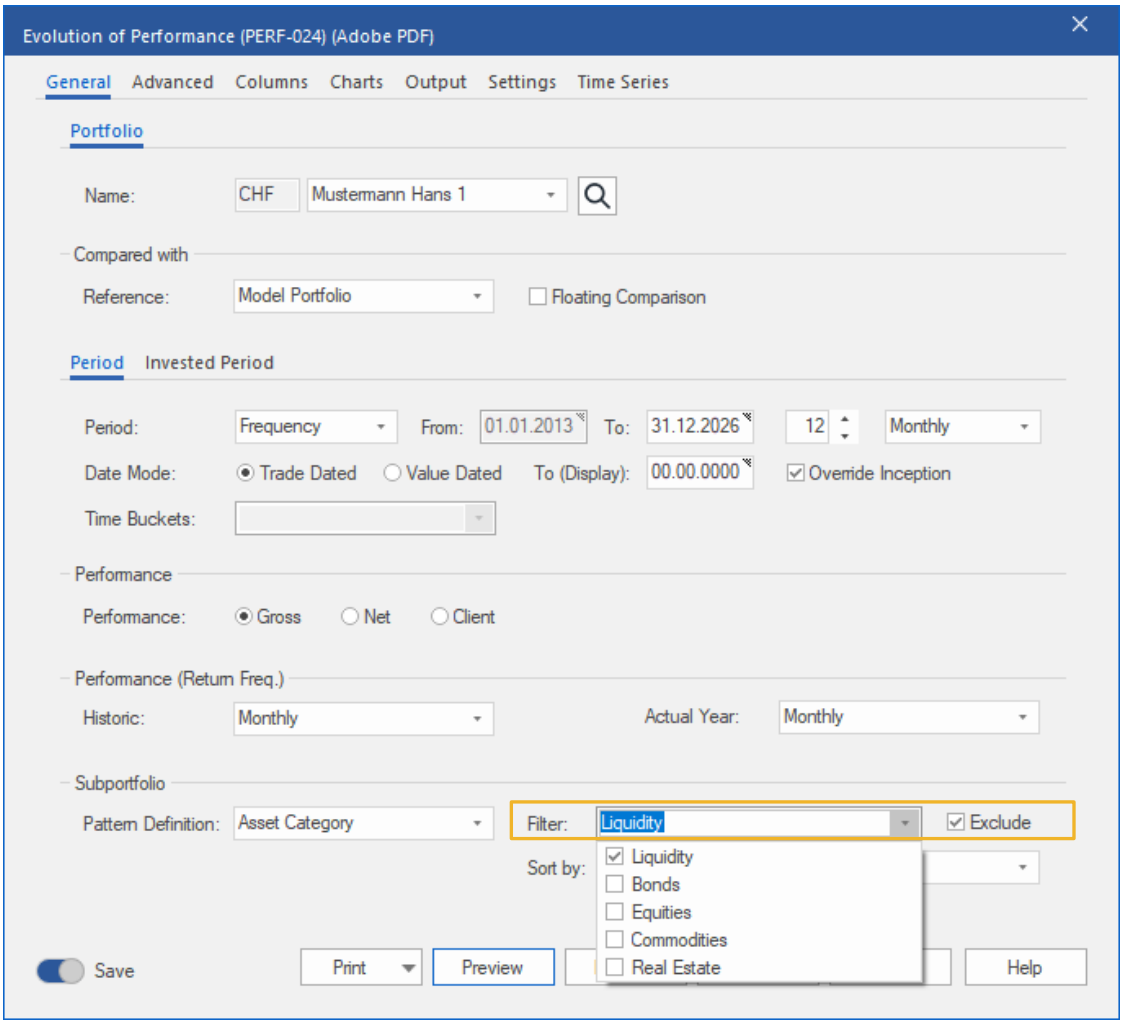

Figure 11: Exclude Filter Option

Report Definition Editor: Window Title Enhancement

The Report Definition Editor has been enhanced to improve clarity and orientation when working with multiple reports. The report code is now displayed directly in the window title, providing immediate context about the currently opened report definition. This improvement makes it easier to identify and distinguish between different reports at a glance, especially when multiple editor windows are open simultaneously.

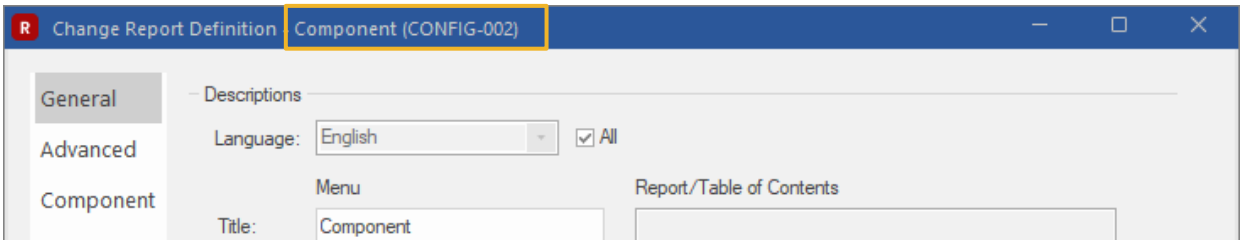

Figure 12: Window Title Enhancement in Report Definition Editor

2.7.2 Standard Reports

Detailed Performance Analysis (PERF-022)

Reporting | Report Definition

The **Report PERF-022** has been enhanced with a new calculation option to improve transparency in performance analysis. In addition to the existing **Net Flow** metric, customers can now also display a dedicated column for **Net Flow without Reclaims**. This provides a clearer view of pure capital movements by excluding reclaim-related effects, enabling more precise analysis and comparison across reporting views.

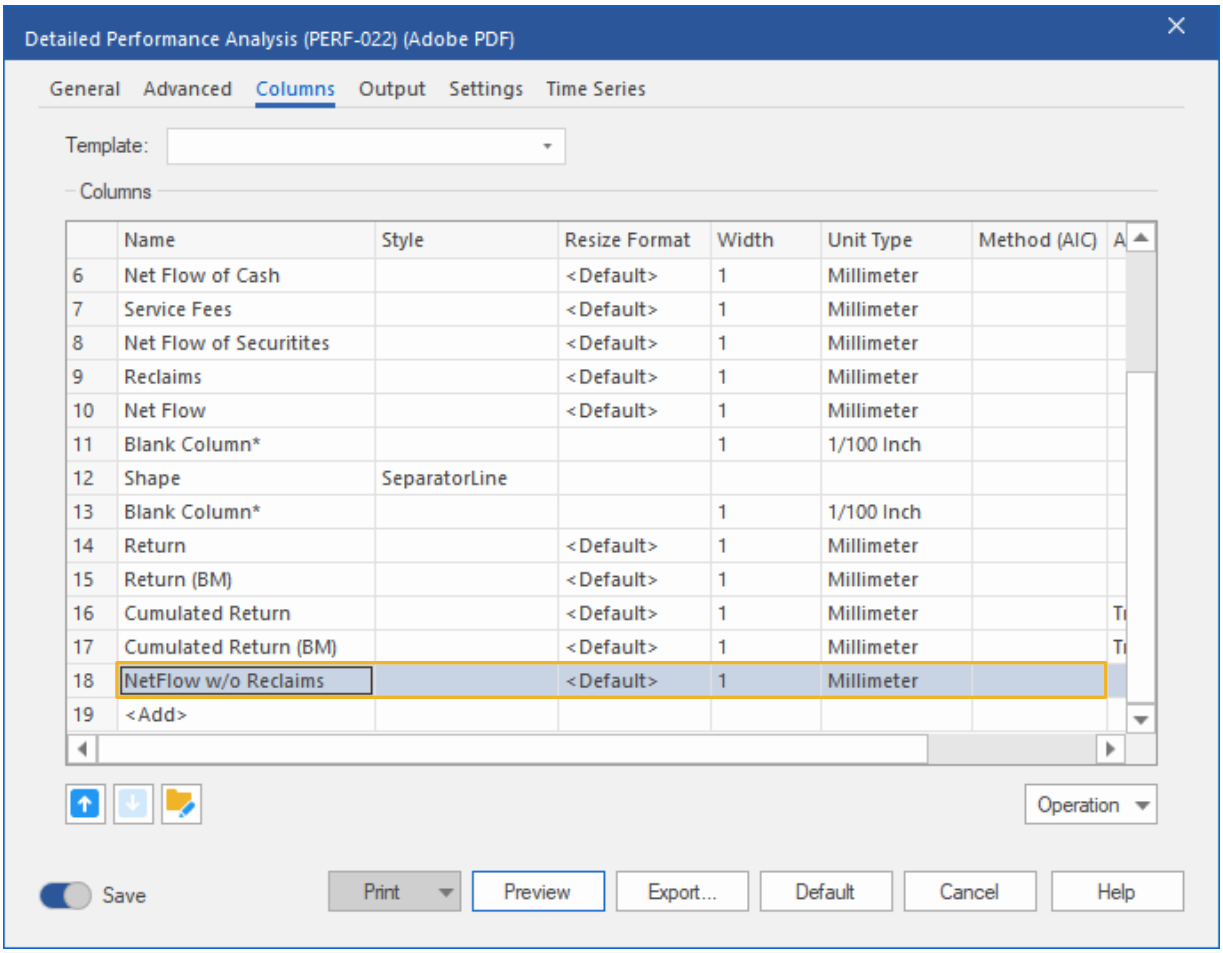

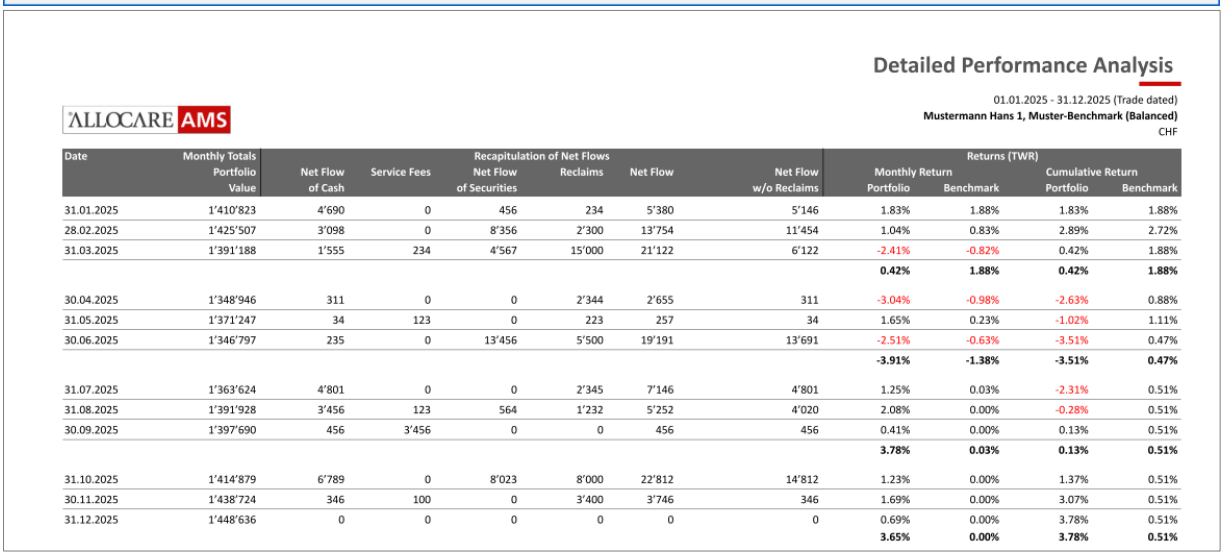

Detailed Performance Analysis

ALLOCARE AMS

01.01.2025 - 31.12.2025 (Trade dated)
Mustermann Hans 1, Muster-Benchmark (Balanced)
CHF

Date	Monthly Totals Portfolio Value	Recapitulation of Net Flows: Net Flow of Cash	Service Fees	Net Flow of Securities	Reclaims	Net Flow	Net Flow w/o Reclaims	Returns (TWR) Monthly Return Portfolio	Monthly Return Benchmark	Cumulative Return Portfolio	Cumulative Return Benchmark
31.01.2025	1'410'823	4'690	0	456	234	5'380	5'146	1.83%	1.88%	1.83%	1.88%
28.02.2025	1'425'507	3'098	0	8'356	2'300	13'754	11'454	1.04%	0.83%	2.89%	2.72%
31.03.2025	1'391'188	1'555	234	4'567	15'000	21'122	6'122	-2.41%	-0.82%	0.42%	1.88%
								0.42%	**1.88%**	**0.42%**	**1.88%**
30.04.2025	1'348'946	311	0	0	2'344	2'655	311	-3.04%	-0.98%	-2.63%	0.88%
31.05.2025	1'371'247	34	123	0	223	257	34	1.65%	0.23%	-1.02%	1.11%
30.06.2025	1'346'797	235	0	13'456	5'500	19'191	13'691	-2.51%	-0.63%	-3.51%	0.47%
								-3.91%	**-1.38%**	**-3.51%**	**0.47%**
31.07.2025	1'363'624	4'801	0	0	2'345	7'146	4'801	1.25%	0.03%	-2.31%	0.51%
31.08.2025	1'391'928	3'456	123	564	1'232	5'252	4'020	2.08%	0.00%	-0.28%	0.51%
30.09.2025	1'397'690	456	3'456	0	0	456	456	0.41%	0.00%	0.13%	0.51%
								3.78%	**0.03%**	**0.13%**	**0.51%**
31.10.2025	1'414'879	6'789	0	8'023	8'000	22'812	14'812	1.23%	0.00%	1.37%	0.51%
30.11.2025	1'438'724	346	100	0	3'400	3'746	346	1.69%	0.00%	3.07%	0.51%
31.12.2025	1'448'636	0	0	0	0	0	0	0.69%	0.00%	3.78%	0.51%
								3.65%	**0.00%**	**3.78%**	**0.51%**

Figure 13: New column Netflow w/o Reclaims and Report (PERF-022)

Constraints Listing (COM-004)

Reporting | Report Definition

A new constraints report has been introduced, this report provides either an overview or a detailed view of the constraints assigned to a portfolio. It can be used for audit purposes as well as for filing and compliance documentation. This report replaces the old Crystal report COM-001.

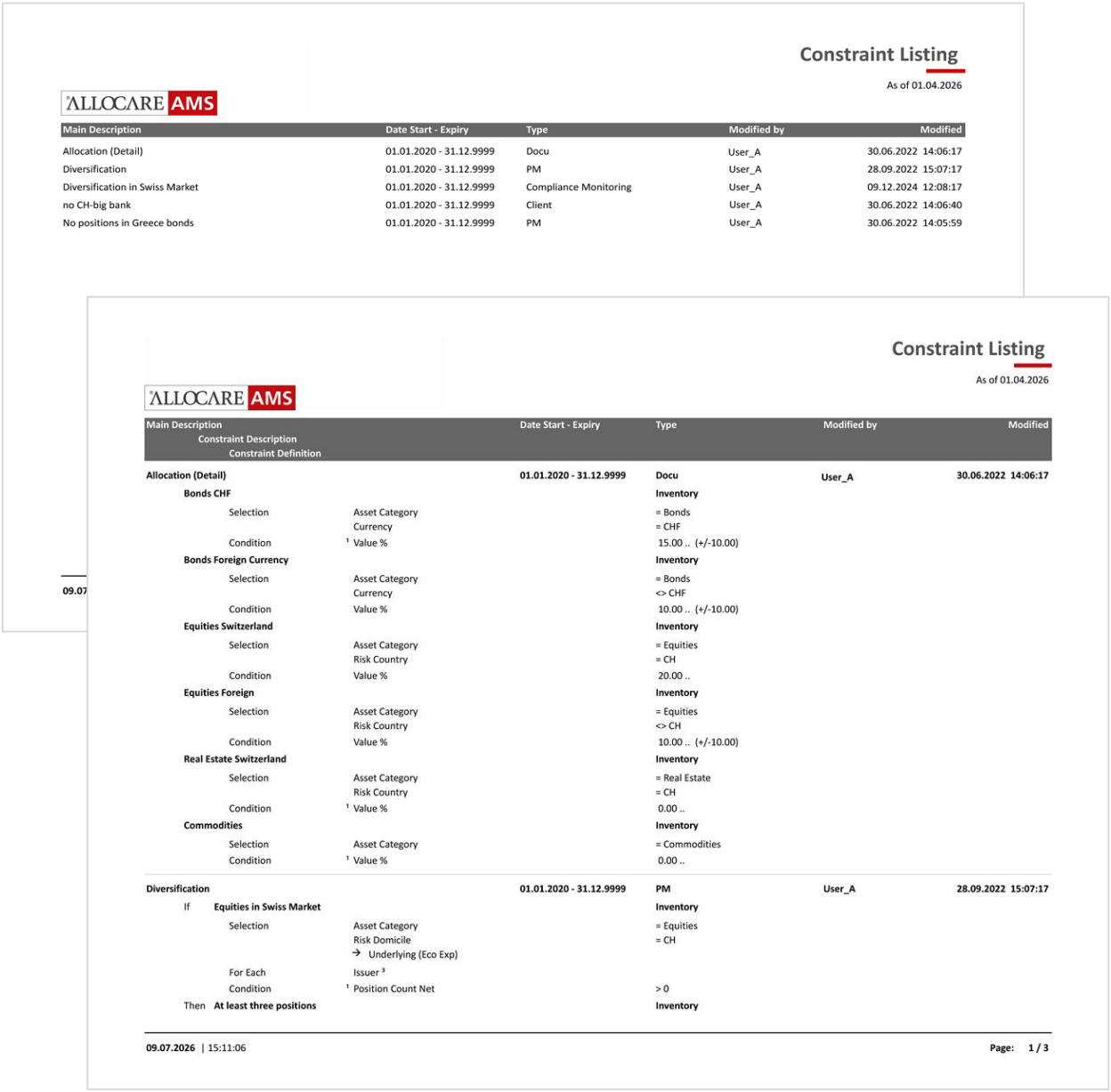

Constraint Listing

As of 01.04.2026

ALLOCARE AMS

Main Description	Date Start - Expiry	Type	Modified by	Modified
Allocation (Detail)	01.01.2020 - 31.12.9999	Docu	User_A	30.06.2022 14:06:17
Diversification	01.01.2020 - 31.12.9999	PM	User_A	28.09.2022 15:07:17
Diversification in Swiss Market	01.01.2020 - 31.12.9999	Compliance Monitoring	User_A	09.12.2024 12:08:17
no CH-big bank	01.01.2020 - 31.12.9999	Client	User_A	30.06.2022 14:06:40
No positions in Greece bonds	01.01.2020 - 31.12.9999	PM	User_A	30.06.2022 14:05:59

Constraint Listing

As of 01.04.2026

ALLOCARE AMS

Main Description / Constraint Description / Constraint Definition		Date Start - Expiry	Type	Modified by	Modified
Allocation (Detail)		**01.01.2020 - 31.12.9999**	**Docu**	**User_A**	**30.06.2022 14:06:17**
Bonds CHF			**Inventory**		
Selection	Asset Category		= Bonds		
	Currency		= CHF		
Condition	[1] Value %		15.00 .. (+/-10.00)		
Bonds Foreign Currency			**Inventory**		
Selection	Asset Category		= Bonds		
	Currency		<> CHF		
Condition	Value %		10.00 .. (+/-10.00)		
Equities Switzerland			**Inventory**		
Selection	Asset Category		= Equities		
	Risk Country		= CH		
Condition	Value %		20.00 ..		
Equities Foreign			**Inventory**		
Selection	Asset Category		= Equities		
	Risk Country		<> CH		
Condition	Value %		10.00 .. (+/-10.00)		
Real Estate Switzerland			**Inventory**		
Selection	Asset Category		= Real Estate		
	Risk Country		= CH		
Condition	[1] Value %		0.00 ..		
Commodities			**Inventory**		
Selection	Asset Category		= Commodities		
Condition	[1] Value %		0.00 ..		
Diversification		**01.01.2020 - 31.12.9999**	**PM**	**User_A**	**28.09.2022 15:07:17**
If **Equities in Swiss Market**			**Inventory**		
Selection	Asset Category		= Equities		
	Risk Domicile		= CH		
	→ Underlying (Eco Exp)				
For Each	Issuer [3]				
Condition	[1] Position Count Net		> 0		
Then **At least three positions**			**Inventory**		

09.07.2026 | 15:11:06 **Page: 1 / 3**

Figure 14: Constraint Listing Report (COM-004)

2.7.3 Add-On-Reports

LexisNexis Export™ (DC-017)

Reporting | Report Definition

A new **LexisNexis Export** report (DC-017) is now available. The report is particularly well-suited for compliance processes such as 'Know Your Customer' (KYC), anti-money laundering (AML), politically exposed person (PEP) screening, sanctions checks, and monitoring negative media reports, and supports data preparation according to LexisNexis specifications with output available as a PDF report or export to Excel and CSV using a customizable export format.

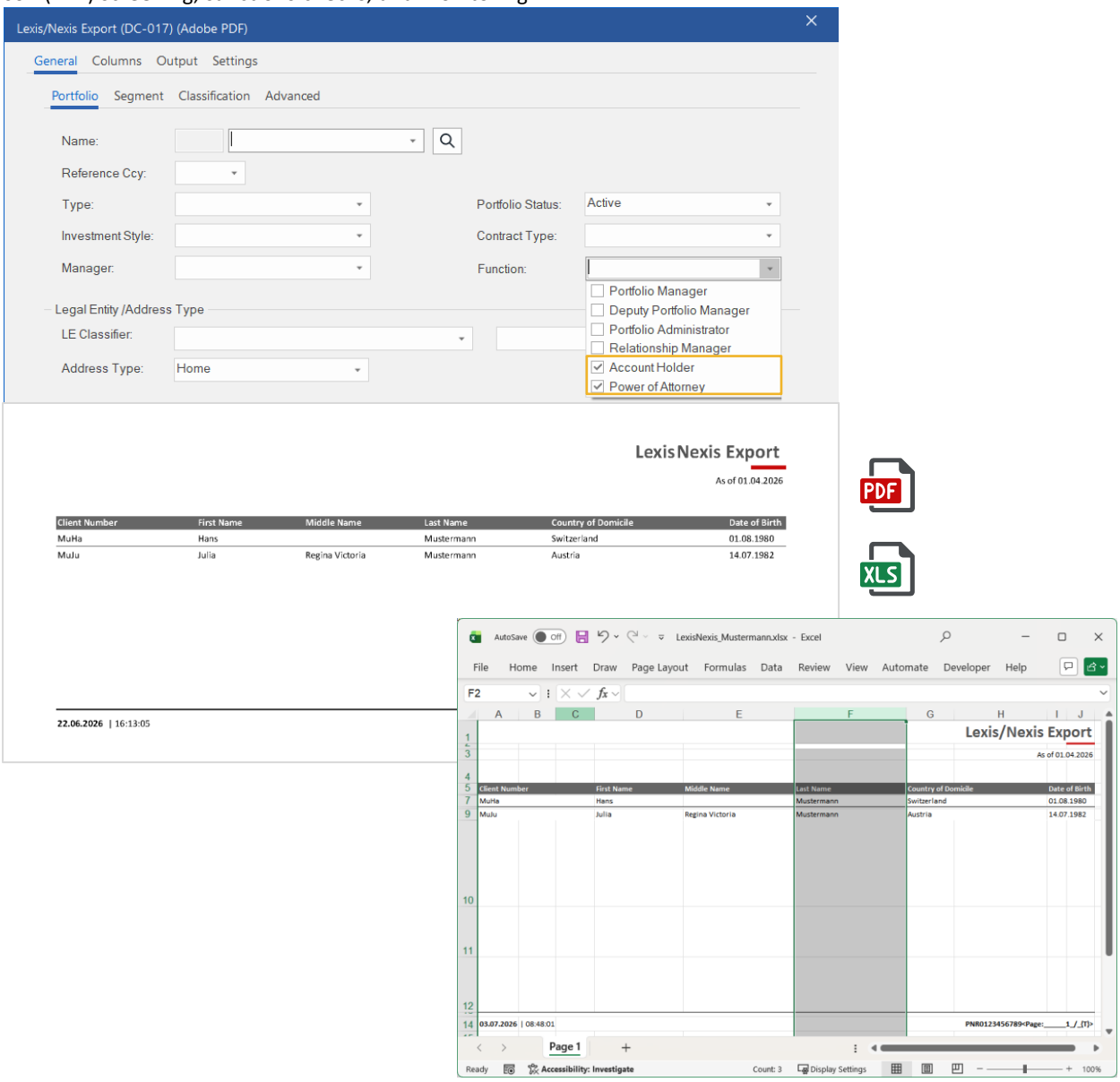

Figure 15: Lexis Nexis Report (DC-017)

Note: **This functionality is licensed separately.**

3. Allocare WEB

3.1 New Technology

As part of the ongoing modernization of the platform, additional legacy technologies have been replaced with modern components. This transition enhances functionality, improves maintainability, and provides a more robust foundation for future enhancements.

In this release, the modernization has been extended to the **Inventory**, **Unrealised Gain/Loss**, **Positions** page, **Composed Pages** list, and **Working List**. The integration of those newer components with advanced data query support enables faster data retrieval and visualization.

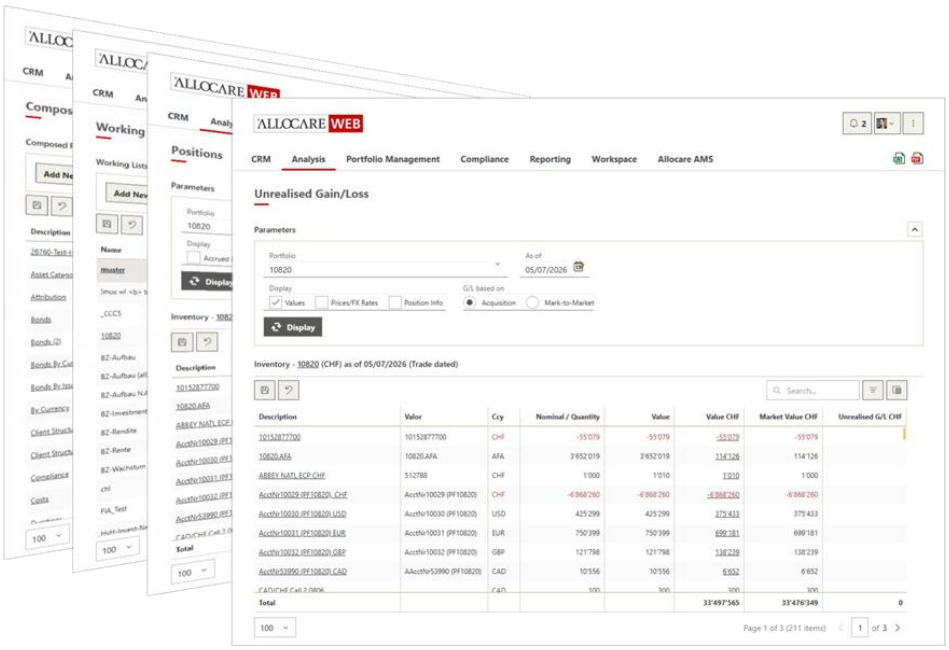

Figure 16: New Technology in WEB Pages

3.2 Performance Improvements Analysis Tree and Dashboards

Comprehensive performance optimizations have been implemented to enhance user experience and system responsiveness. Method queries have been accelerated, and the caching mechanisms have been optimized, significantly reducing loading times across the application. The frequency of hybrid calculations for less commonly used time series has been minimized, further decreasing processing overhead and improving overall efficiency.

Additionally, enhanced caching strategies and the introduction of parallelized task execution allow for faster processing of complex calculations. The calculation logic itself has been refined to ensure quicker response.

Calculation Logic

- The frequency of hybrid calculations has been minimized, thereby improving overall efficiency.

Parallel Processing

- Parallelized task execution for faster processing of complex calculations.

Performance Improvements

- Caching mechanisms and advanced caching strategies have been optimized to reduce load times.
- Method queries have been accelerated.

4. Modules & Interfaces

4.1 New FIX Order Interfaces: Bethmann|BCEE|KBC

The three new FIX order interfaces expand Allocare AMS with connectivity to additional counterparties:

- **BCEE**
- **Bethmann**
- **KBC**

This enables seamless trade execution across stocks, bonds, funds, and options, while improving speed, reliability, and operational efficiency. Designed to simplify workflows and minimize overhead, the solution helps you stay focused on growing and managing your business.

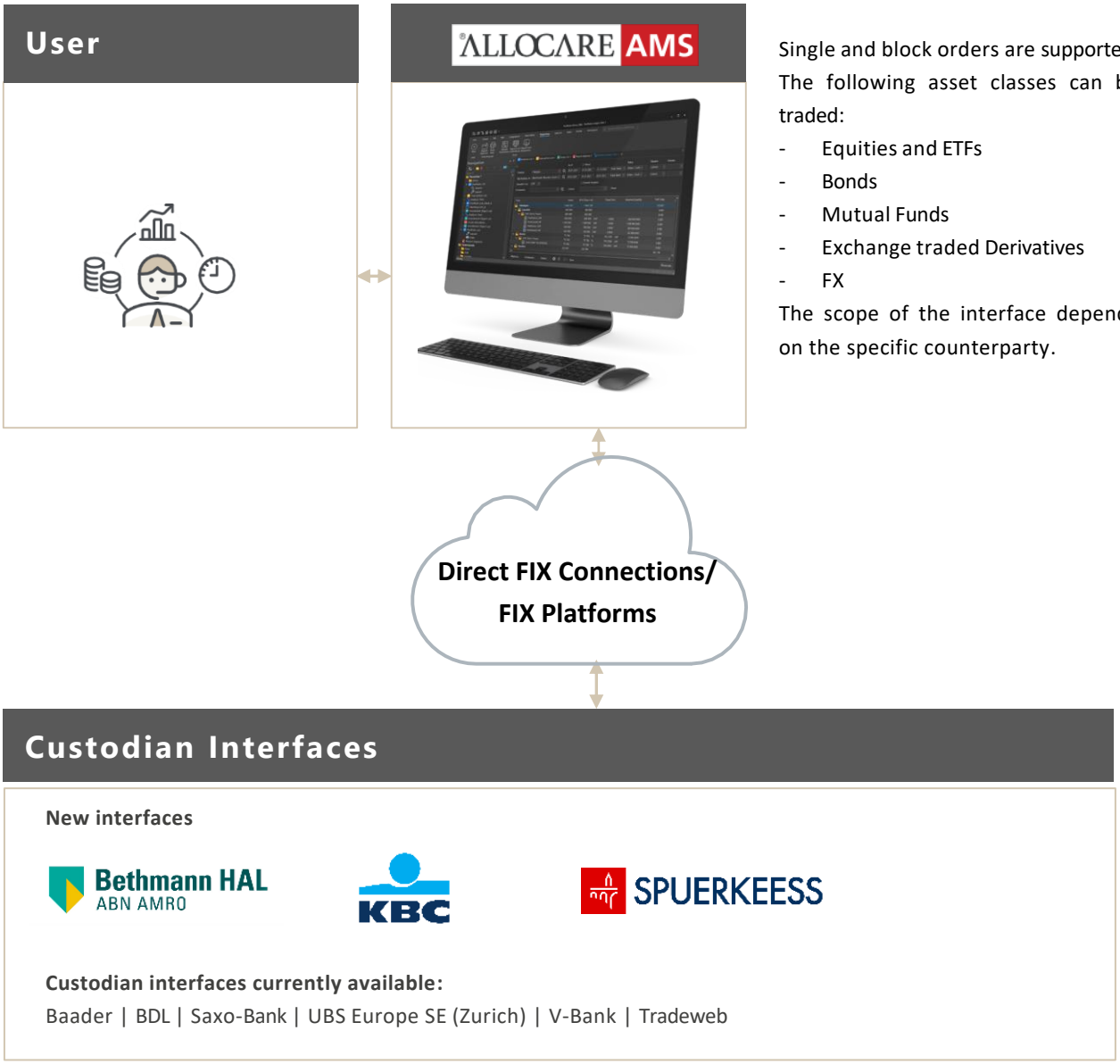

Single and block orders are supported. The following asset classes can be traded:

- Equities and ETFs
- Bonds
- Mutual Funds
- Exchange traded Derivatives
- FX

The scope of the interface depends on the specific counterparty.

Figure 17: New FIX Interfaces

Note: **These functionalities are licensed separately.**

4.2 VDF Feed: Investment Classifiers for MiFID II Target Markets

MiFID II Target Markets from SIX can be loaded as investment classifiers to check the suitability of instruments with constraints.

This update improves the accuracy and flexibility of our configuration options for handling MiFID II target markets.

4.3 GDF Feed: GDF MAP2 - Multi Field Mapping

GDF_MAP2 provides you with an advanced mapping function for GDF files. You can now define up to three source and target columns, allowing you to conveniently set field values based on multiple columns.

Various search modes enable targeted field mapping, for example, based on exact match, start, end, or a substring of a value. By default, the search is case-insensitive but can be set to be case-sensitive if needed. With the flexible syntax of GDF_MAP2, you can easily configure more complex mappings and adapt them to your specific requirements.

5. System Requirements

Operating Systems

Allocare AMS Release 26.3 supports the following operating systems for workstations:

- Windows 11
- Windows 10 (Dark Mode Theme only works properly from version 1809 onwards)

Allocare AMS Release 26.3 supports the following server operating systems running Microsoft SQL Server or Internet Information Services:

- Microsoft Windows Server 2025
- Microsoft Windows Server 2022
- Microsoft Windows Server 2019
- Microsoft Windows Server 2016

Database Management Systems

Allocare AMS Release 26.3 supports the following database management systems:

- Microsoft SQL Server 2025
- Microsoft SQL Server 2022
- Microsoft SQL Server 2019 (Cumulative Update 3)
- Microsoft SQL Server 2017 (Cumulative Update 19)
- Microsoft SQL Server 2016, Service Pack 1

Web Servers

Allocare WEB Release 26.3 will run on Microsoft IIS 7.0 up to 10.0.

- Microsoft .NET Framework 4.8 (incl. ASP.NET)

Web Browsers

Allocare WEB Release 26.3 supports the following web browsers:

- Microsoft Edge (Chromium)
- Firefox
- Chrome
- Safari on Macintosh

6. Installation Requirements

The following information is for people responsible for the installation of the Allocare AMS and Allocare WEB applications.

Microsoft Visual C++ Redistributable

A required prerequisite to run the Allocare AMS application suite is *Microsoft Visual C++ 2015-2022 Redistributable (x64) - 14.34.31931* that must be available on a client machine. Allocare WEB Service also requires this redistributable.
This will be installed automatically when using the Setup executable provided on the installation image. When the Setup executable is not used, the redistributable must be installed manually or the required files must be copied from the image.

Note	From **Release 26.9,** the required prerequisite is the **C++ Runtime: Microsoft Visual C++ 2026** Redistributable Package (x64), version **14.50.35719.0**.

Microsoft .NET Framework

A required prerequisite to run the Allocare AMS application suite and Allocare WEB (Service) is Microsoft .NET Framework 4.8 which must be available on a client or web server machine.
It will be installed automatically when using the Setup executable provided on the installation image.
When the Setup executable is not used, the redistributable must be installed manually.